



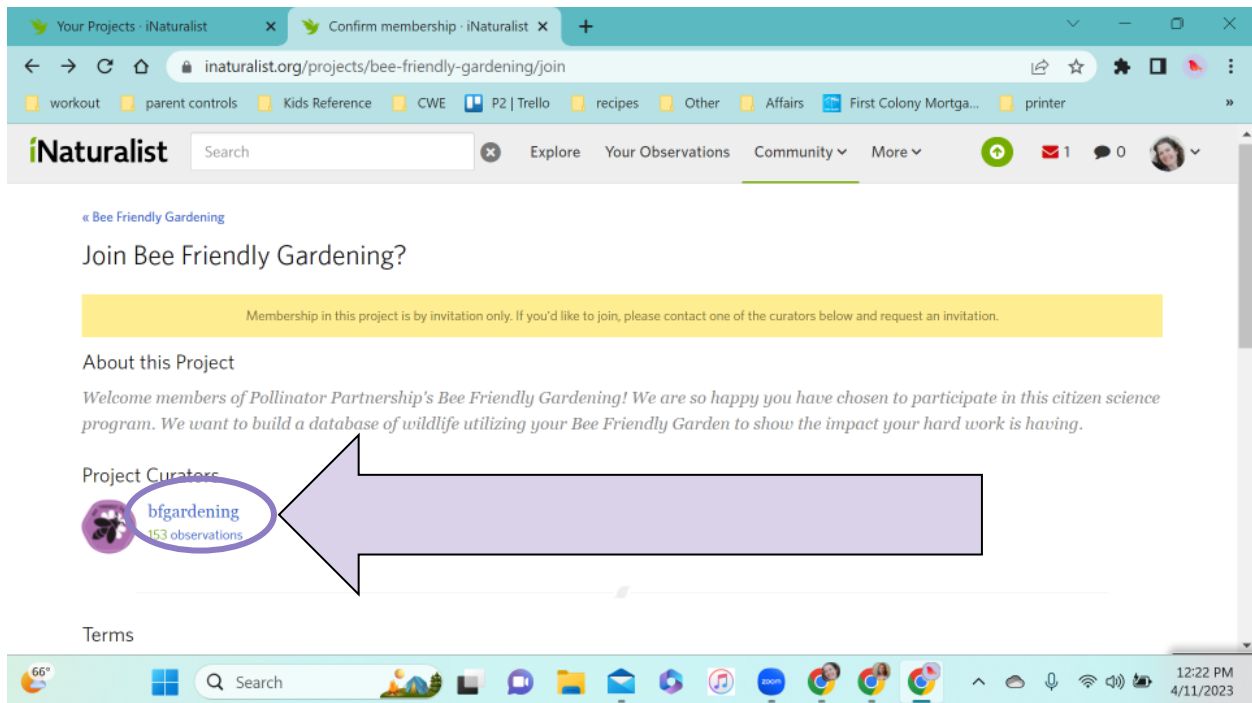
One way to track the impact your Bee Friendly Garden is having is to document the wildlife visiting and benefiting from your habitat project.

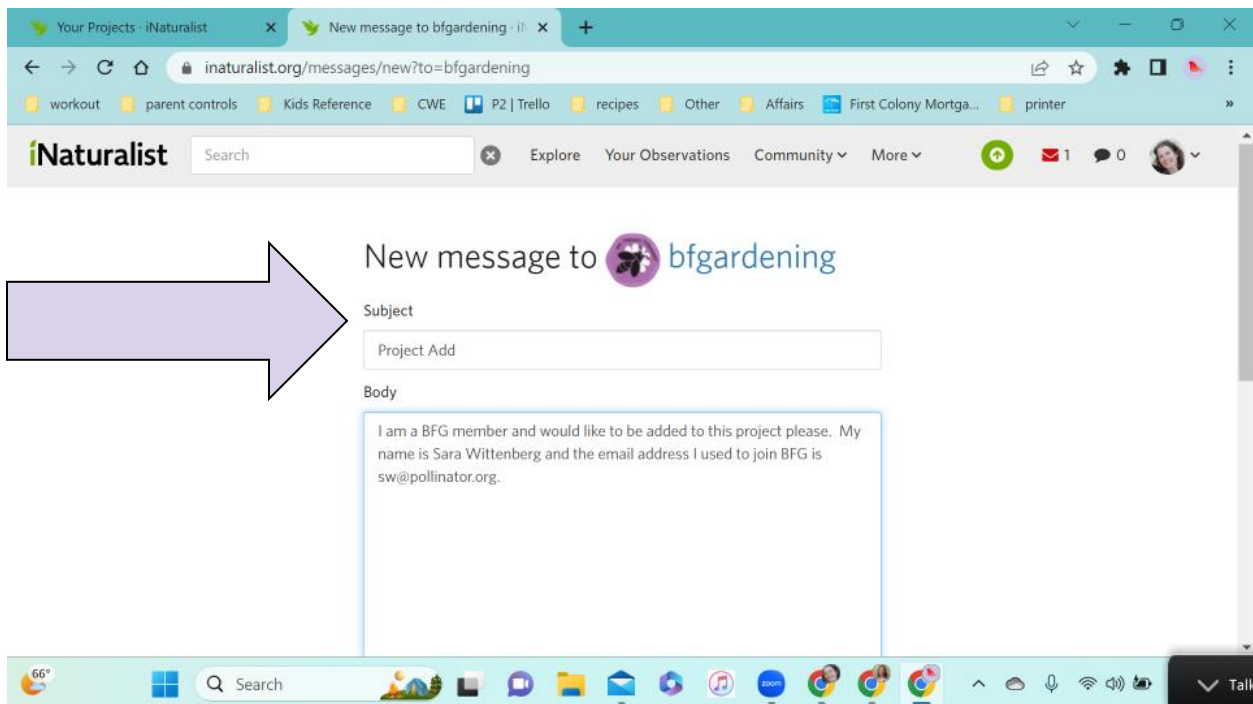
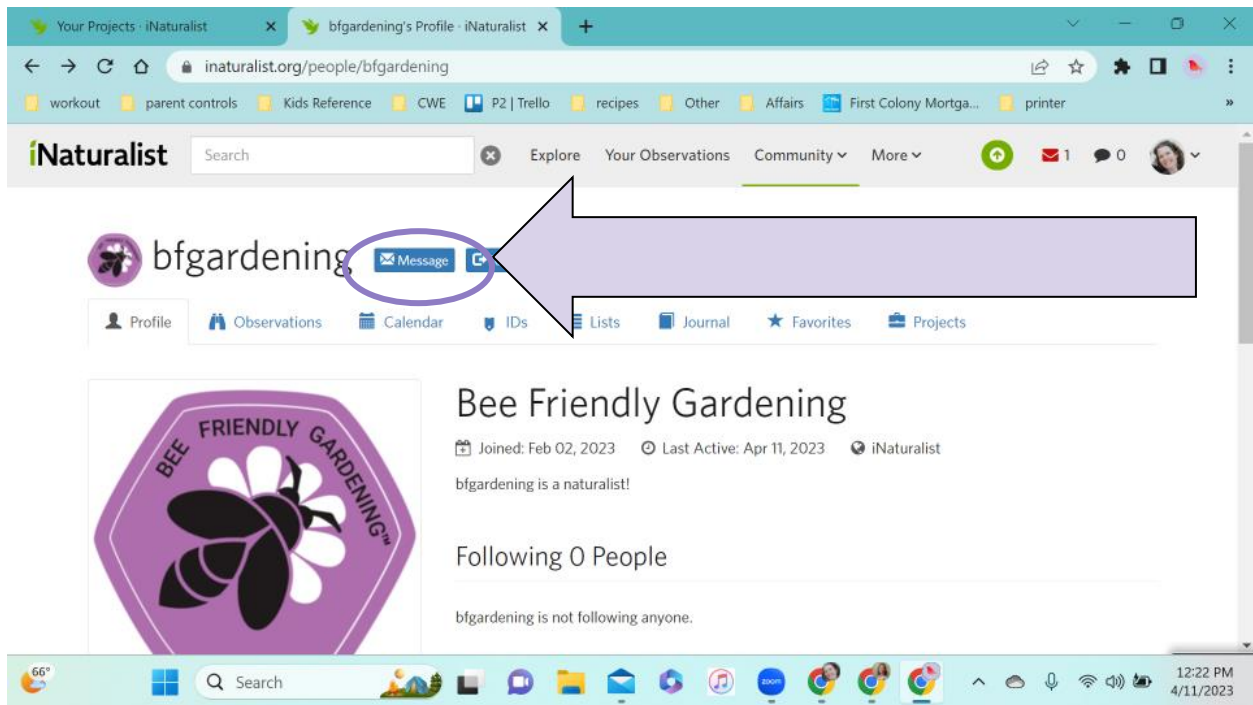
iNaturalist is a social network of citizens and scientists built on the concept of mapping and sharing photographic observations of biodiversity. All you have to do is grab your camera and start photographing pollinators visiting your garden.

You will then select your best images and upload your observations into the project we have created especially for BFG Members.

To join the **Bee Friendly Gardening iNaturalist Project**, please do the following steps:

- 1) Visit <https://www.inaturalist.org/projects/bee-friendly-gardening/join>. Sign in or [create an account](#) at iNaturalist. Once you have an account, you are ready to request to join our members-only project.
- 2) Follow the purple arrows and circled links in the following screenshots:





In the message, please indicate that you are a BFG Member. Include the name you registered with, your unique membership number from your digital certificate of

membership, and the email address that you registered with for BFG. Thank you! Now you are ready to start uploading your photo observations of your garden.

[Tutorials on using iNaturalist](#) - This will teach you how to get out in your Bee Friendly Garden and start uploading photographic observations.

[How to add observations to a project](#) - This will teach you how to take those photographic observations from your BFG and upload them to our **Bee Friendly Gardening iNaturalist Project**.